

# The Baltimore Art + Justice Project

A project of the Office of Community Engagement at MICA

*BA+JP believes:*

**IF:**

we identify, strengthen and support collaboration between the art/design and nonprofit/advocacy communities

**THEN:**

we can help to create a better, more just Baltimore.

## Baltimore Art + Justice Project

MAPPING THE ARTS.  
TRANSFORMING THE  
COMMUNITY.

The Baltimore Art + Justice Project aims to strengthen art/design based collaborations through an interactive map, online resources and community dialogues to create a better, more just Baltimore.

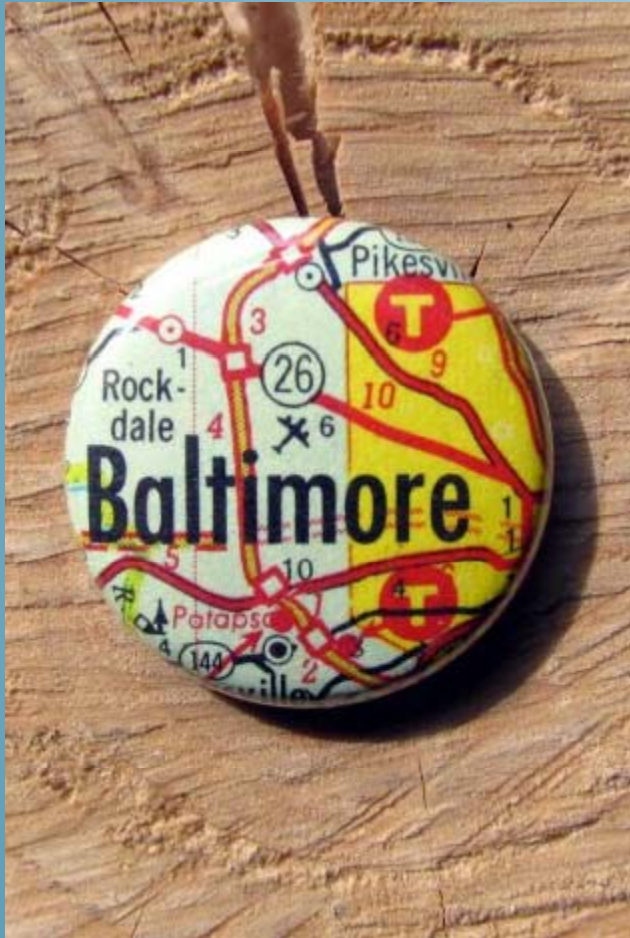
[WWW.ARTPLUSJUSTICE.ORG](http://WWW.ARTPLUSJUSTICE.ORG)

A project of the Office of Community Engagement at MICA

**MICA**



# PROJECT COMPONENTS



- *Data-Collection*
- *Community Dialogues*
- *Workshops*

*Resulting in....*

- *Website with an Interactive Map, Resources, Forums and Networking Capabilities*

# ADVISORY COMMITTEE

*Ashley Minner, Native American After School Arts Program*

*Brockett Horne, MICA*

*Buck Jabaily, Baltimore Open Theatre*

*Joanna Chin, Animating Democracy*

*Kevin Griffin Moreno, Baltimore Community Foundation*

*Jeannie Howe, Greater Baltimore Cultural Alliance*

*Lea Gilmore, Robert W. Duetsch Foundation*

*Randi Vega, Baltimore Office of Promotion & the Arts*

*Whitney Frazier, Artist*

*Nicole King, UMBC*

*Abby Neyenhouse, Johns Hopkins Center for Social Concern*

*Karen Stults, MICA*

*John Massad, National Association for the Practice of Anthropology*

*Brian Francoise, Maryland Citizens for the Arts*

*Peter Bruun, Artist*

# WHAT DOES THE MAP AND WEBSITE DO?

- *Help individuals identify areas in Baltimore for socially engaged art and design.*
- *Provide a mechanism for communities to request art/design interventions.*
- *Broker relationships between artists and designers through online forums and resource sharing.*
- *Provide capacity building by curating best practices research and holding community forums that bring multiple communities together to discuss their needs.*
- *Help college and university faculty and students become socially-engaged in Baltimore communities.*

# WWW.ARTPLUSJUSTICE.ORG

**Baltimore Art + Justice Project**  
MAPPING THE ARTS. TRANSFORMING THE COMMUNITY.

Search the entire site...

[Log In](#) | [Sign Up](#)

[HOME](#) [INDIVIDUALS](#) [GROUPS](#) [PROJECTS](#) [FORUMS](#) [BLOG](#)

9 of 26 members are mapped

Map controls:

The map displays an aerial view of Baltimore, Maryland, with several colored location pins (red, orange, teal, and purple) marking specific points of interest across the city.

# SEARCH BY MEDIUM, NEIGHBORHOOD, SCHOOL, PROJECT, PERSONS, ISSUES

**Baltimore Art + Justice Project**  
MAPPING THE ARTS. TRANSFORMING THE COMMUNITY.  
*A project of the Office of Community Engagement at MICA*

Search by name, neighborhood, issues, etc...

SOCIAL ISSUE ADDRESSED	DISCIPLINES	COMMUNITIES SERVED	POPULATIONS ENGAGED
Arts & Cultural Policy Conflict Resolution Democracy/Civic Participation Economic and Community Deve Education Reform and Access	Dance Design Humanities Interdisciplinary Literary Arts	International Local National Regional Rural	Adults Culturally-specific Communities Elders Faith-based Communities General Public

NEIGHBORHOODS	UNIVERSITIES
Abell Allendale Arcadia Arlington Armistead Gardens	Baltimore City Community College Community College of Baltimore County Coppin State University Goucher College Hood College

**HOME** **INDIVIDUALS** **GROUPS** **PROJECTS** **FORUMS** **BLOG**

# SIGN UP IN 5 QUICK STEPS


**BA+JP** Home Help Log In **Sign Up**



## Help Us Shape Baltimore

Thank you for agreeing to be a part of the Baltimore Art + Justice Project (BA+JP). By answering the following questions, you are joining other individuals and groups who are using art and design to promote social justice in Baltimore.



**SIGN UP**

**STEP 1** Account Type  
**STEP 2** Login Info  
**STEP 3** General Info  
**STEP 4** Get Mapped!  
**FINISH** Review & Confirm

 Please choose how you want to be represented on the site by selecting one of the account types below. Once submitted, this choice cannot be changed.

 I am an Individual 

— or —

 We are a Group 


# GET YOURSELF ON THE MAP


**Baltimore Art + Justice Project**  
MAPPING THE ARTS. TRANSFORMING THE COMMUNITY.

Search the entire site...

[HOME](#) [INDIVIDUALS](#) [GROUPS](#) [PROJECTS](#) [FORUMS](#) [BLOG](#)

**Kalima Young** *the Artist*


 [@kyoung1](#)  
joined 2 weeks ago



Google Imagery ©2012 (DigitalGlobe) GeoEye, U.S. Geological Survey, USDA Farm Service Agency, TerraSat [Search a map area](#)

Profile Activity **Contacts 0** **Projects 0**

Personal Mentions Favorites Contacts Projects

 Kalima became a registered member 2 weeks, 6 days ago



## PRELIMINARY RESULTS (N= 60)

- *60% of respondents have collaborated with an artist, arts org, or designer in social justice work.*
- *30% of the social justice art and designers are in collaboration with MICA.*
- *The second highest higher education institution to collaborate with artists and designers is Coppin State University at 6%.*
- *20% of respondents report earning 75-100% of their personal income or organizational budget from arts-based social justice work.*
- *45% respondents receive 0-5% amount of their personal income or organizational budget from arts-based social justice work.*

# PRELIMINARY RESULTS (N=60)

- 38% respondents have received grants for their social justice based art or design work.
- The majority of respondents live in North East, Central and East Baltimore.
- The majority of reported social justice based art or design takes place in North East, Central and East Baltimore, with East Baltimore reporting the highest at 50%. Northwest and North report the least amount of social justice based art or design at 20%.
- 21% of all respondents are focused specifically on Arts & Cultural Policy
- 13% of all respondents are focused on Youth Development and Social Justice
- 33% of respondents are working specifically in urban environments

# PRELIMINARY RESULTS (N= 60)

- 11% of **organizations** are in visual arts and 6% of organizations are performing arts
- 10% of the **projects** profiled are in performing arts and 10% of project's profiled are visual arts
- 37% of **artists** are in performing arts and 36% of artists are in visual arts
- 8% of the organizations are non-arts based non-profits
- 33% of the organizations who responded serve youth

# CONSIDERATIONS

## *Challenges*

*Two step process*

*Sample size*

*Making the Case*

## *Data Needs*

*Non-Profits*

*Incorporate other Data Sets*

## *Next Steps*

*Map Launch April 2013*

*Community Dialogues*

*Continued Data Collection*

*Curriculum Inclusion*

[www.artplusjustice.org](http://www.artplusjustice.org)

For More Information:

Kalima Young

410-225-4268

[kyoung01@mica.edu](mailto:kyoung01@mica.edu)

[www.artplusjustice.org](http://www.artplusjustice.org)

